

Design files guideline for Tetra Pak Design Hubs

WHAT FILES TO SEND?



01. File Types

- Illustrator file converted in curves with layers
- Editable Illustrator file with layers, in case of additional text changes
- Photoshop files with layers, linked to the Illustrator file (not embedded)
 - PDF file for preview
- Font files, in case of additional text corrections



Example 250 vec.ai



Example 250.ai



Img_HD_cmyk.psd



Example 250 vec.pdf



Fonts.zip

02. Images

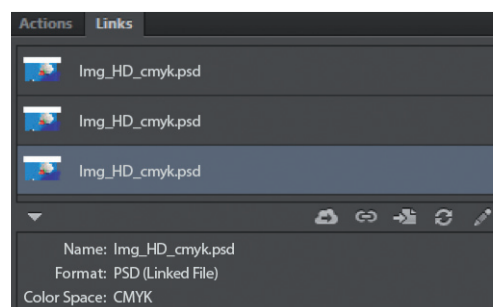
Adobe Illustrator



Support files must be supplied for all placed images.



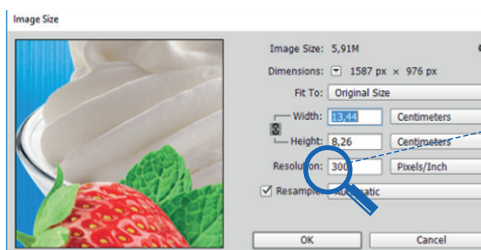
All images must be linked to Illustrator files.



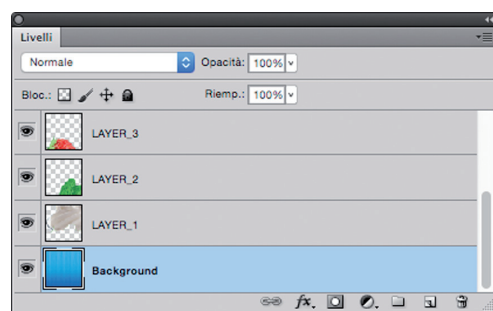
Adobe Photoshop



Support files saved as **300 dpi** in the size at which they are placed into the final design file.



PSD files **must be prepared with layers.**



03. Colours

Define spot colours from Tetra Pak colour library (colour library can be requested from Tetra Pak representatives).

In case of a specific colour target, please send it to Design Hub **to find the closest match.**

